

# Pretrial Performance Measures

DATE: November 7, 2024

PRESENTER: Michael R Jones, Tara Boh Blair, Orleny Rojas, Alison Birchard

INFO: Training Session #4 for the Association of Pretrial Professionals of Florida (APPF)

# Welcome and Introduction

---

*Michael R Jones, Tara Boh Blair, Orleny Rojas*

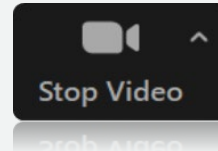
*Advancing Pretrial Policy and Research (APPR) seeks to achieve fair, just, and equitable pretrial practices that positively impact people, systems, and the community. APPR's mission is to support and engage pretrial professionals and community members in the meaningful delivery of data-informed pretrial justice. APPR is managed by the Center of Effective Public Policy (CEPP) and supported by Arnold Ventures (AV).*

*This training and supplemental resources were prepared and delivered to advance pretrial justice from the various diverse viewpoints of the training faculty. The training content, supplemental resources, and faculty views are not intended to represent the official opinion or policies of APPR, CEPP, and/or AV.*

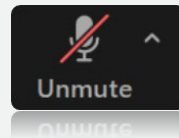
# Zoom Etiquette

---

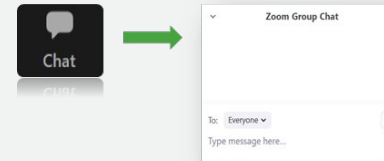
- Keep your video turned on. We want to see you!



- Mute yourself when not talking.



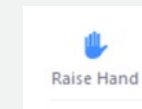

- Use the chat box if you have comments or questions.



- Rename yourself: First and Last Name, Organization

Hover on your image, click on the three dots, click on “Rename”

- Raise your hand if you want to say a comment or question out loud.



- APPR will be recording this session. Please take a moment to consent to the “pop-up” message.



**What Florida jurisdiction  
do you work in?**

# Learning Objectives

---

1) Learn about the benefits of using data to evaluate and improve your pretrial system

2) Identify ways that important performance measures can be defined and expressed

3) Practice calculating a few pretrial performance measures while integrating considerations of equity

4) Recognize APPR resources, including [advancingpretrial.org](https://advancingpretrial.org) and the [APPR Community](#)

# Session 1 Agenda

---

1. Be welcomed and introduced to APPR
2. Meet the faculty and get to know one another
3. Hear from a fellow practitioner about their performance measures in action
4. Learn some basics about pretrial performance measures
- ...

# Session 1 Agenda (cont.)

---

...

5. Become informed about how to integrate consideration of equity into your performance measures
6. Practice integrating consideration of equity into a few performance measures
7. Receive an introduction to APPR's pretrial performance measures
8. Participate in a concluding Question and Answer discussion





**What is one question about pretrial performance measures you would like answered during this training?**

# **APPR** ADVANCING PRETRIAL POLICY & RESEARCH

**Managed by**

**C ≡ P P**

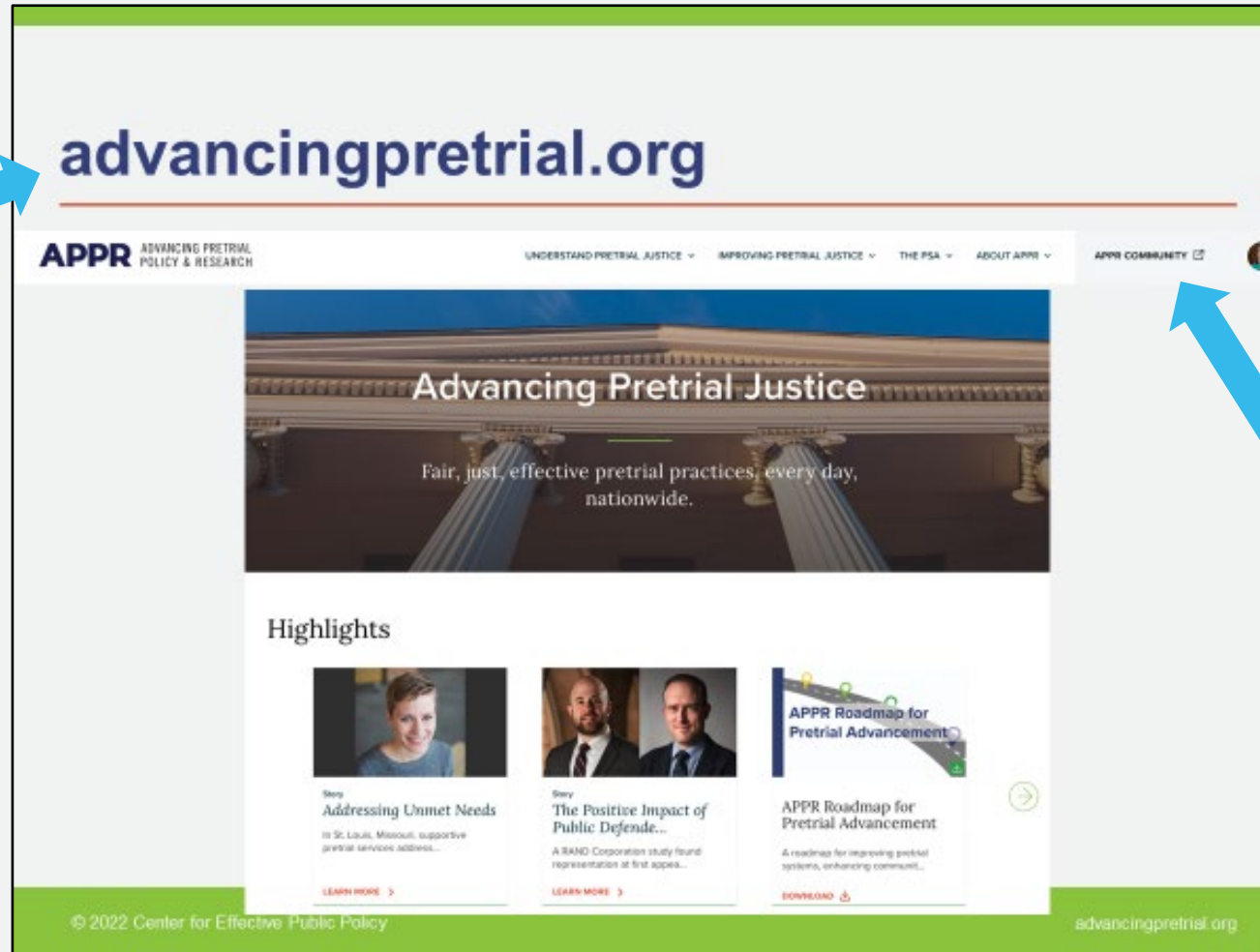
**Center for  
Effective  
Public Policy**

**Supported by**



# APPR Resources



WEBSITE



COMMUNITY



Have you been to the APPR website or Community yet for resources or information?



# Faculty

---



**Michael R  
Jones, PhD,**  
Consultant,  
APPR



**Orleny  
Rojas, JD,**  
Senior  
Manager for  
Racial  
Equity,  
CEPP



**Tara Boh Blair,**  
Senior Manager,  
CEPP; NAPSA  
Midwest Director



**Alison  
Birchard,  
MPH,**  
Research  
and  
Planning  
Manager,  
Boulder  
County,  
Colorado



**Brian  
Brittain,**  
Court  
Services  
Manager,  
Volusia  
County,  
Florida;  
NAPSA Vice  
President

# Polling Question

---

What main role do you serve in your jurisdiction?

- a) Pretrial assessment
- b) Pretrial supervision
- c) Both assessment and supervision
- d) Agency management
- e) Agency administrative support
- f) Other

# Performance Measures in Action

---

*Alison Birchard*

# Using Data and Research to Promote Successful Pretrial Outcomes and System Reform in Boulder County Colorado

Alison Birchard, MPH  
Research and Planning Manager  
Community Justice Services  
Boulder County, Colorado

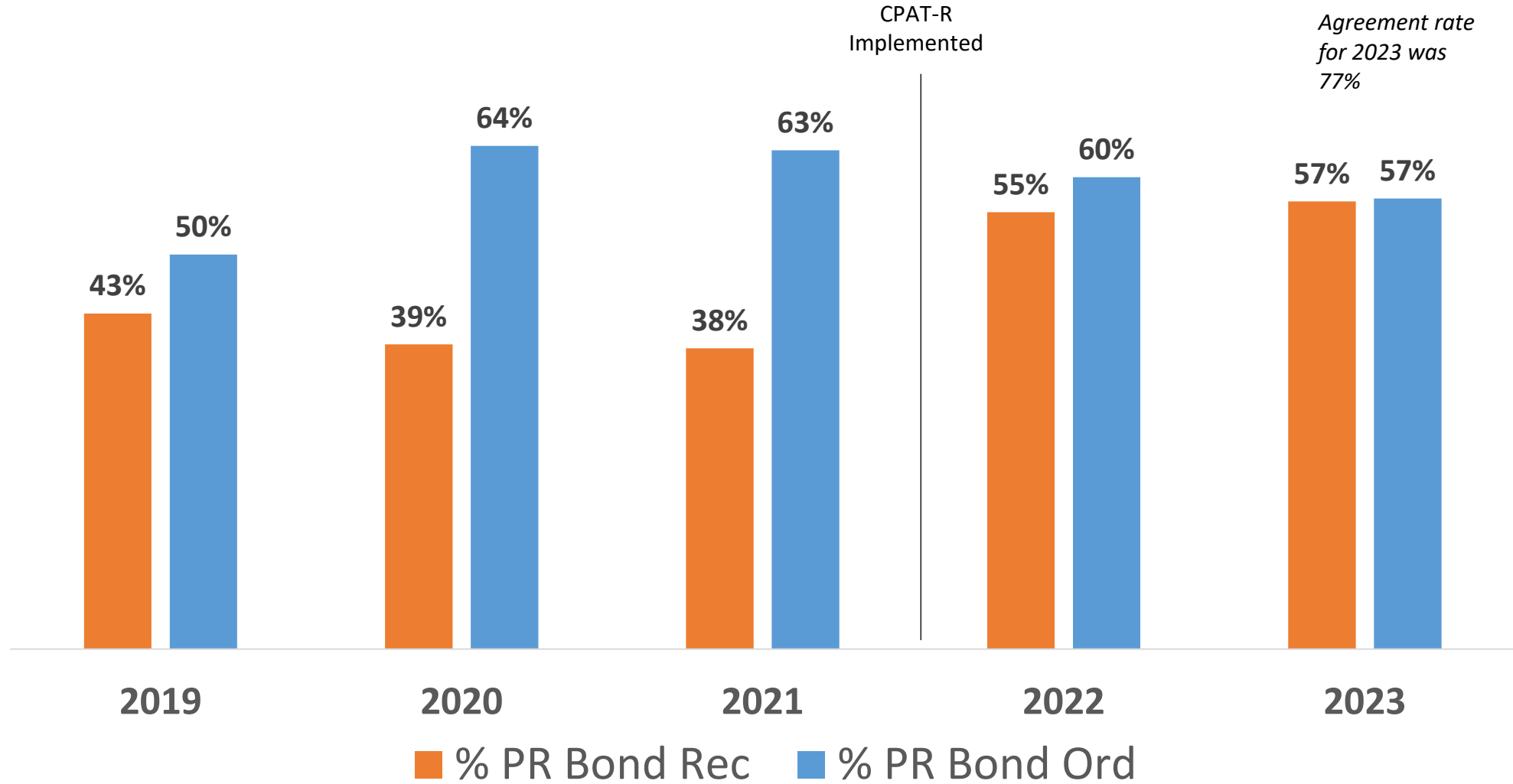




# Boulder County Community Justice Services

- Community Justice Services (CJS) seeks to promote community safety and pretrial justice through services that are evidence-based, individualized and least restrictive.
- CJS Pretrial Services consists of:
  - Bond Commissioners who provide initial assessment of individuals after arrest to recommend or set bond, as well as recommendations to the court for non-monetary conditions such as pretrial supervision.
  - Case Managers who supervise clients in the community who are court-ordered to supervision as a condition of bond, to support successful completion of the pretrial period.
- Stakeholders in the 20<sup>th</sup> JD are engaged in efforts to support equity-driven pretrial reform, an intentional and data-informed shift from a money-based system to a risk-based system.

# PR Bond Rates Recommended and Ordered All Bond Commissioner Interviews



# Key Findings from Advancing Pretrial Policy and Research

- Pretrial assessment tools can reliably predict future outcomes and improve decision making.
- Using a tool in combination with other pretrial improvements (such as a structured matrix) shows promise for safely reducing detention.
- People held pretrial for even 2-3 days are significantly less likely to appear for court compared to people held for no more than 1 day, particularly among people assessed as being statistically most likely to succeed pretrial.
- There is no clear association between drug testing and improved pretrial outcomes.
- According to a national study, people assessed as being statistically most likely to succeed pretrial are significantly less likely to appear for court and/or remain arrest-free if they have substance abuse testing as a condition than if they are released without it.

# Colorado Pretrial Assessment Tool -Revised

## CPAT-R

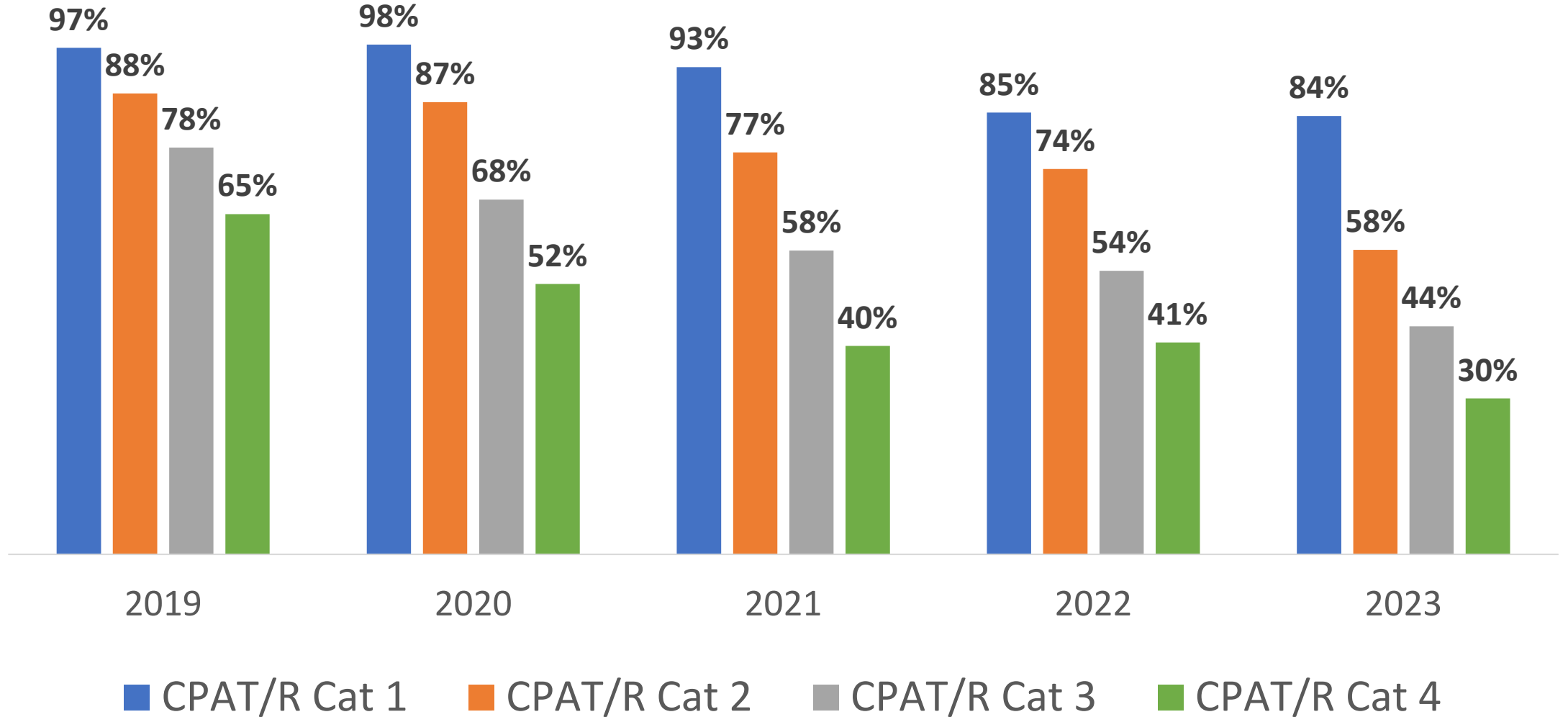
Risk Category	Tool Score	Public Safety	Court Appearance	Overall Combined Success Rate	Percent of Defendants
1	0 - 7	97%	91%	89%	42%
2	8 - 11	82%	71%	59%	25%
3	12 - 14	78%	67%	55%	17%
4	15 - 20	74%	66%	54%	16%

Terranova, Victoria A. and Ward, Kyle C. 2020. *Colorado Pretrial Assessment Tool Validation Study: Final Report*

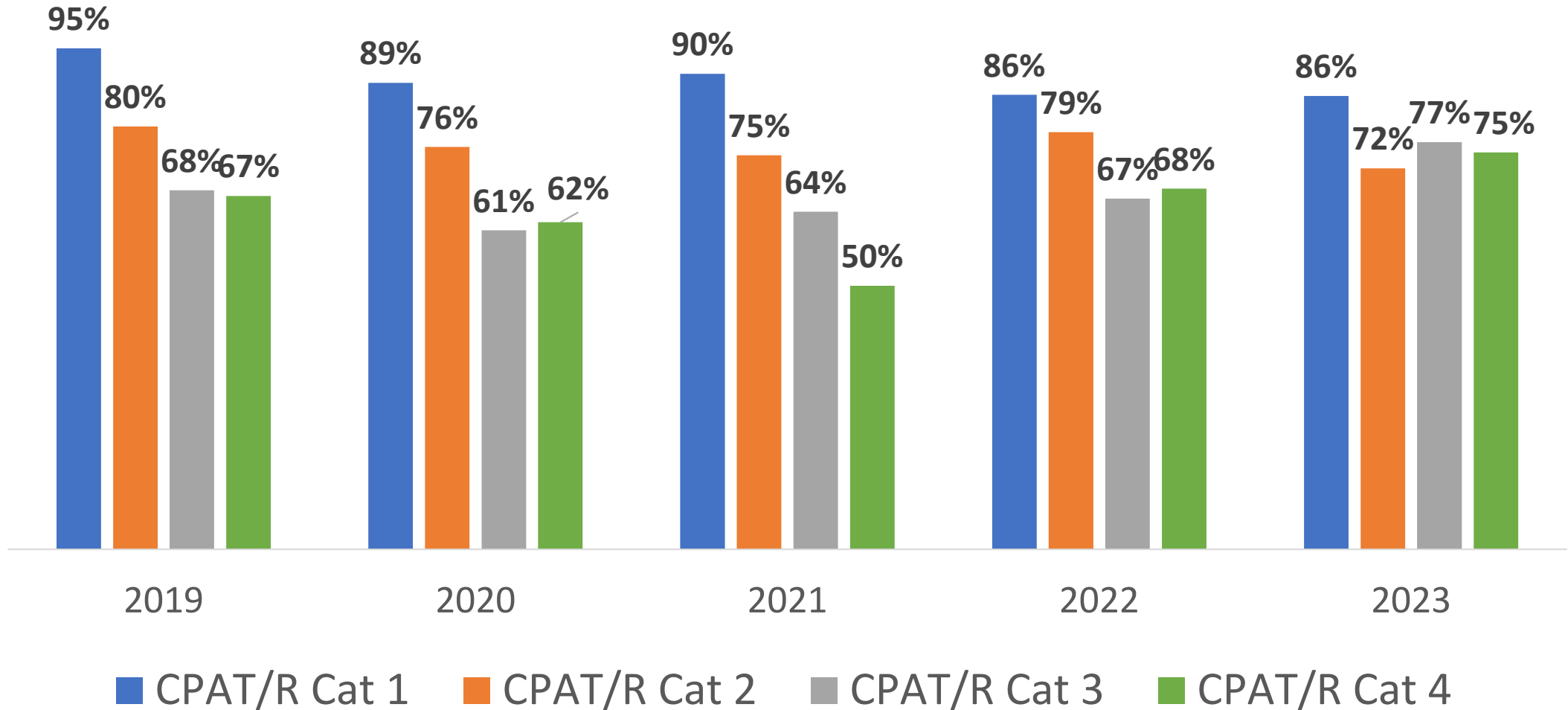
CPAT-R Category	NON VRA OFFENSES AND MISDEMEANOR VRA OFFENSES	MISDEMEANOR DV AND SEX OFFENSE	OTHER VRA FELONIES	FELONY DOMESTIC VIOLENCE ENHANCER	FELONY SEX OFFENSE
1  2  3  4	<b>A (316)</b> SAM Rec: 5% SAM Ord: 10%	<b>E (544)</b> SAM Rec: 2% SAM Ord: 8%	<b>I (214)</b> SAM Rec: 6% SAM Ord: 16%	<b>M (195)</b> SAM Rec: 6% SAM Ord: 17%	<b>Q (63)</b> SAM Rec: 5% SAM Ord: 6%
	<b>B (258)</b> SAM Rec: 6% SAM Ord: 13%	<b>F (123)</b> SAM Rec: 7% SAM Ord: 18%	<b>J (72)</b> SAM Rec: 3% SAM Ord: 19%	<b>N (67)</b> SAM Rec: 4% SAM Ord: 16%	<b>R (7)</b> SAM Rec: 43% SAM Ord: 43%
	<b>C (326)</b> SAM Rec: 10% SAM Ord: 16%	<b>G (87)</b> SAM Rec: 6% SAM Ord: 13%	<b>K (67)</b> SAM Rec: 15% SAM Ord: 15%	<b>O (34)</b> SAM Rec: 12% SAM Ord: 18%	<b>S (1)</b> SAM Rec: 0% SAM Ord: 0%
	<b>D (528)</b> SAM Rec: 17% SAM Ord: 21%	<b>H (75)</b> SAM Rec: 5% SAM Ord: 13%	<b>L (85)</b> SAM Rec: 7% SAM Ord: 16%	<b>P (31)</b> SAM Rec: 3% SAM Ord: 6%	<b>T (2)</b> SAM Rec: 0% SAM Ord: 50%

Timeframe: 01/01/2023 – 04/30/2024

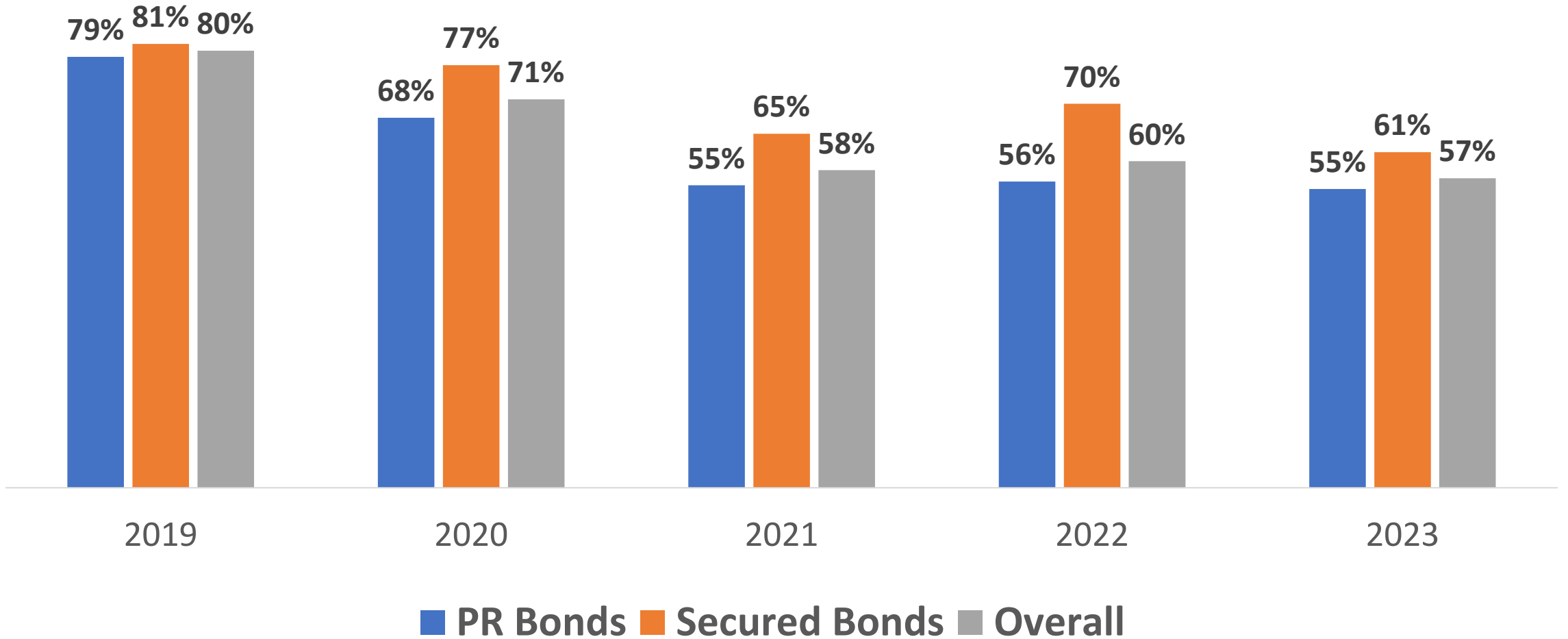
## Court Appearance Rate by CPAT/R Category Supervised Cases



## Public Safety Rate by CPAT/R Category Supervised Cases

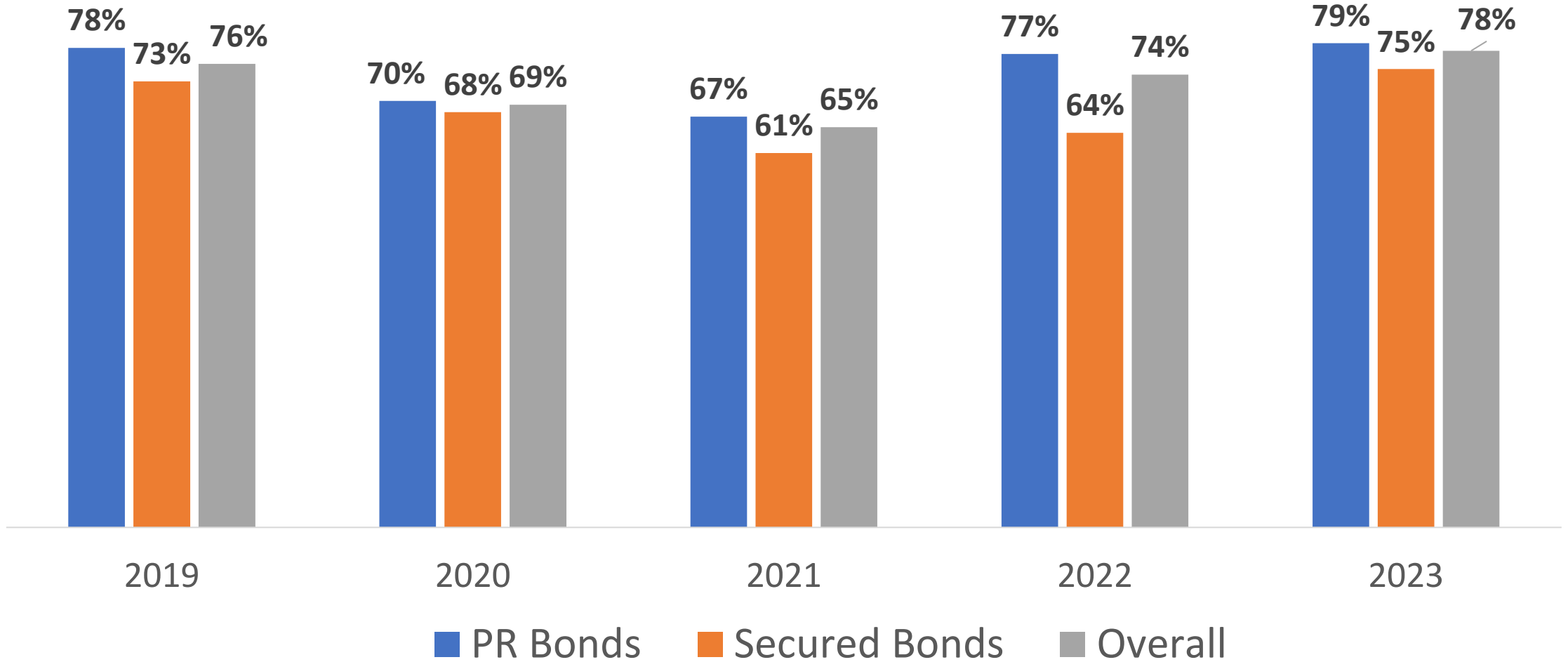


## Court Appearance Rate by Bond Type Supervised Cases





## Public Safety Rate by Bond Type Supervised Cases



# Thank You!

---

For more information please  
contact Alison Birchard at  
[abirchard@bouldercounty.gov](mailto:abirchard@bouldercounty.gov)





# Basics of Pretrial Performance Measures

---

*Tara Boh Blair*

# Pretrial Performance Measures Defined

---

**A numeric description of an activity, event, or group of people that is relevant to the pretrial phase**

**Rate or  
Percentage**

**Count**

**Average**

**APPR's measures can pertain to both the pretrial system and a pretrial agency**

# Pretrial Performance Measures Defined

---

## 1) Outcome Measures

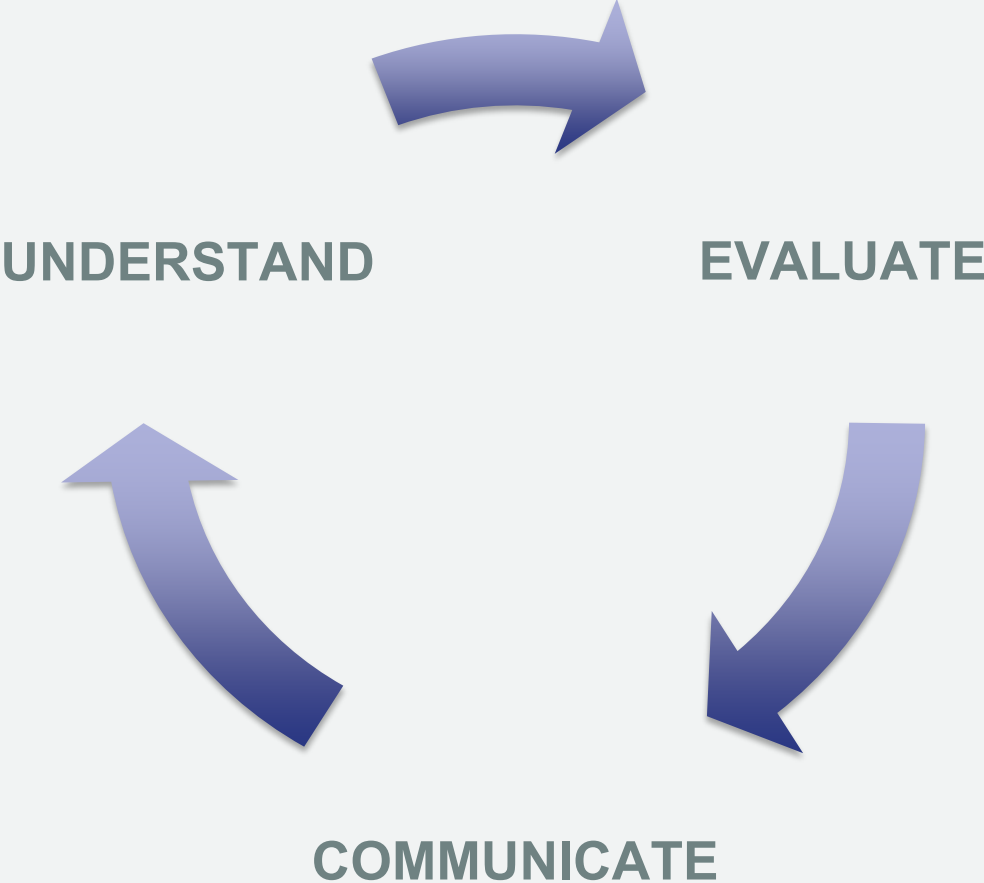
- Pertain to results or end-goals

## 2) Process Measures

- Pertain to the methods or activities to get to those results or end-goals

# Why the Measures are Important

---



# Ask Tara

---

- What questions do you have?
  - ... about outcome vs process measures?
  - ... about systemic vs agency-specific measures





# Equity in Performance Measures

---

*Orleny Rojas*

# Relative Rate Index (RRI)

## What is RRI, and how do we calculate it?

### Example: Relative Rate Indices (RRI) for pretrial jail population in Fairness County in 2020

Data sources: 2020 Jail Population (corrections department data) and 2020 U.S. Census data

1. Divide the number of White pretrial jail population by the White population (Fairness County).

$$\frac{\text{White Pretrial Jail Population}}{\text{White Population}} = \frac{10,769}{462,628} = 0.0233 = 2.33\% \text{ (Rate)}$$

2. Divide the number of Black, Hispanic, Asian, and Native American pretrial jail population by the Black, Hispanic, Asian, and Native American population (Fairness County).

$$\frac{\text{Black Pretrial Jail Population}}{\text{Black Population}} = \frac{2782}{29,382} = 0.0946 = 9.46\% \text{ (Rate)}$$

3. Divide the rates for Black, Hispanic, Asian, and Native American pretrial jail population by the rate for White pretrial jail population.

$$\frac{\text{Black Rate}}{\text{White Rate}} = \frac{0.0946}{0.0233} = 4.1 \text{ (RRI)}$$

# Exercise

---

Calculate the relative rate and index using the following arrest and jail data for Dunking County. The following charts provide Census population data and arrest and jail data.

# Arrest and Jail Decision-Making Point

<b>Dunking County 2021 Data</b>	<b>White</b>	<b>Black</b>	<b>Asian</b>
<b>Total population in Dunking County (2020 census)</b>	<b>107,235</b>	<b>1,528</b>	<b>5,174</b>
<b>Number of people arrested</b>	<b>2,490</b>	<b>698</b>	<b>149</b>
<b>Rate of people arrested per 1000 (population)</b>			
<b>Disparity gap (times more likely than white adults to be arrested)</b>			
<b>Dunking County 2021 Jail data</b>	<b>4,215</b>	<b>956</b>	<b>203</b>
<b>Rate of people in jail per 1000 (population)</b>			
<b>Disparity gap (times more likely than white adults in the jail population)</b>			

© 2024 Center for Effective Public Policy

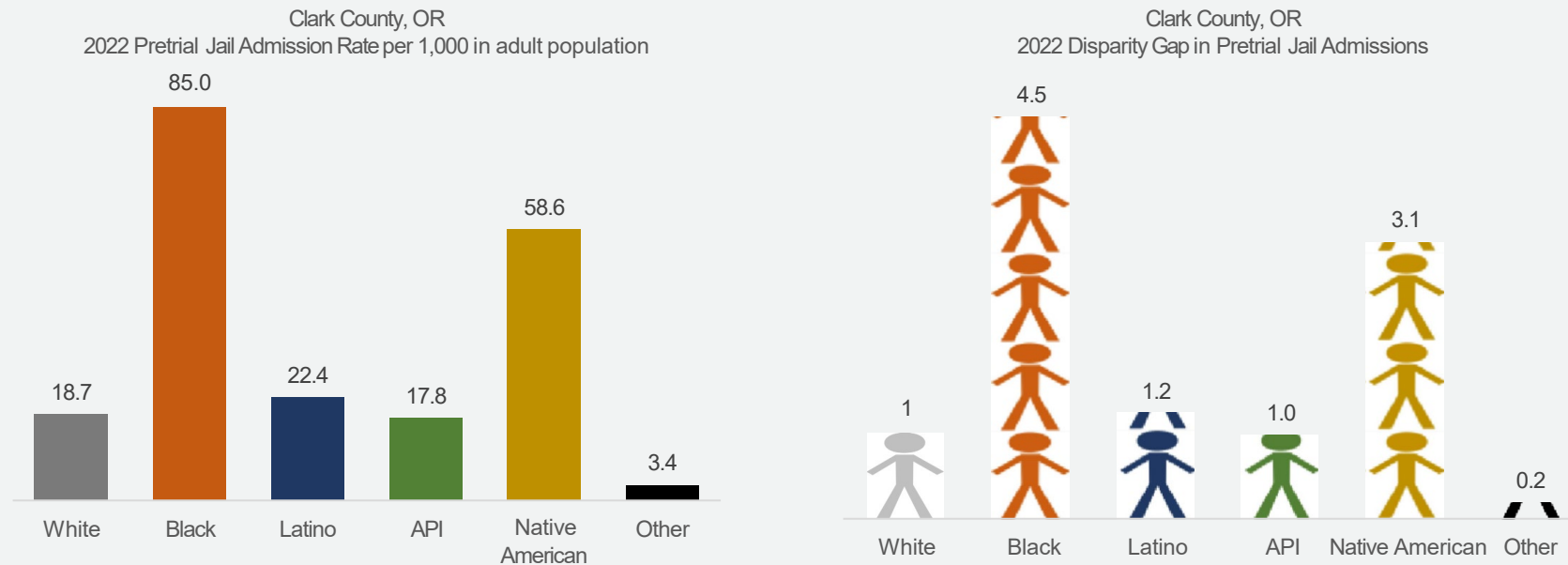
# Arrest Decision-Making Point

<b>Dunking County 2023 Data</b>	<b>White</b>	<b>Black</b>	<b>Asian</b>
<b>Total population in Dunking County (2022 census)</b>	<b>108,906</b>	<b>2,053</b>	<b>5,918</b>
<b>Number of people arrested in Dunking County (2023)</b>	<b>4,479</b>	<b>889</b>	<b>165</b>
<b>Rate of people arrested per 1000 (population)</b>			
<b>Disparity gap (times more likely than white adults to be arrested)</b>			

© 2024 Center for Effective Public Policy

# Example of Target Population

## Pretrial Jail Admission Rate & Disparity Gap (2021)

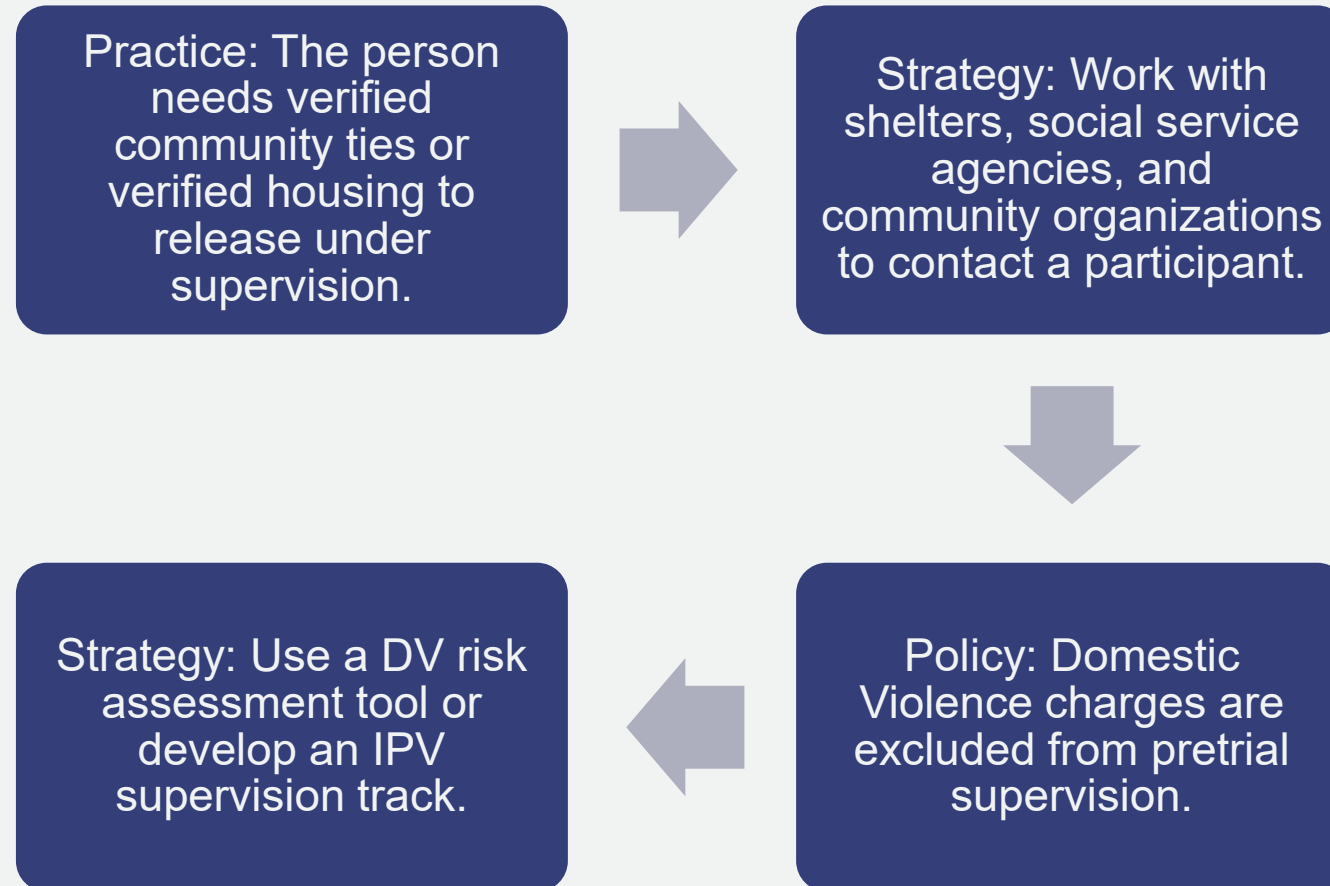


- 85 Black adults were admitted to jail pretrial for every 1,000 Black adults in the population. Black adults were 4.5 times as likely to be admitted to jail pretrial as White adults.
- 59 Native American adults were admitted to jail pretrial for every 1,000 Native American adults in the population. Native American adults were 3.1 times as likely to be admitted to jail pretrial as White adults.

Data Source: PSA validation jail data

# Sample strategies that target disparity

---



# Measure Progress and Impact

---



What is the desired outcome?



How does it impact the target population?



Is the strategy achieving the intended goal?



Are there unintended consequences?



Are revisions needed?



# Racial Equity Resources

---

Local and Regional Government Alliance on Racial Equity (GARE): Racial Action Plans

<https://www.racialequityalliance.org/wp-content/uploads/2016/11/GARE-Racial-Equity-Action-Plans.pdf>

Racial Equity: Getting to Results (GARE)

[https://www.racialequityalliance.org/wp-content/uploads/2017/09/GARE\\_GettingtoEquity\\_July2017\\_PUBLISH.pdf](https://www.racialequityalliance.org/wp-content/uploads/2017/09/GARE_GettingtoEquity_July2017_PUBLISH.pdf)

Racial Equity and Inclusion Action Guide: The Annie E. Casey Foundation

[https://assets.aecf.org/m/resourcedoc/AECF\\_EmbracingEquity7Steps-2014.pdf](https://assets.aecf.org/m/resourcedoc/AECF_EmbracingEquity7Steps-2014.pdf)

Haywood Burns Institute: Structural Racism Assessment

<https://burnsinstitute.org/wp-content/uploads/2020/10/structuralracism.pdf>

# Ask Orleny

---

- What questions do you have?
  - ... about **why** equity measures are helpful?
  - ... about the Relative Rate Index?





# APPR's Pretrial Performance Measures

---

*Michael R Jones*

# APPR's Performance Measures

---

- Overview of the **Pretrial Performance Measures Reference Sheet**



# Polling Question

---

Does your home jurisdiction currently produce a report (e.g., daily, monthly, annually) that illustrates different pretrial measures or data?

- a) Yes
- b) No
- c) Unsure

# Ask Mike

---

- What questions do you have?
  - ... about the measures on the **Sheet**?



# Contact Info

---

**Michael R Jones, APPR**  
[mike@pinnaclejustice.com](mailto:mike@pinnaclejustice.com)

**Tara Boh Blair, APPR**  
[tblair@cepp.com](mailto:tblair@cepp.com)

**Orleny Rojas, APPR**  
[orojas@cepp.com](mailto:orojas@cepp.com)

**Brian Brittain, Volusia County, FL**  
[bbrittainappf@gmail.com](mailto:bbrittainappf@gmail.com)

**Alison Birchard, Boulder County, CO**  
[abirchard@bouldercounty.gov](mailto:abirchard@bouldercounty.gov)



# Concluding Question and Answer Discussion

---

